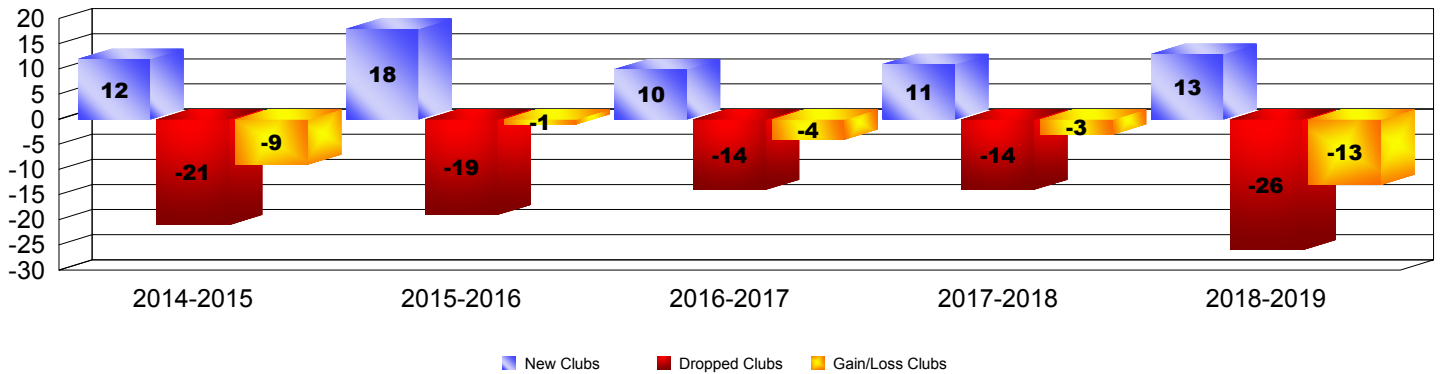
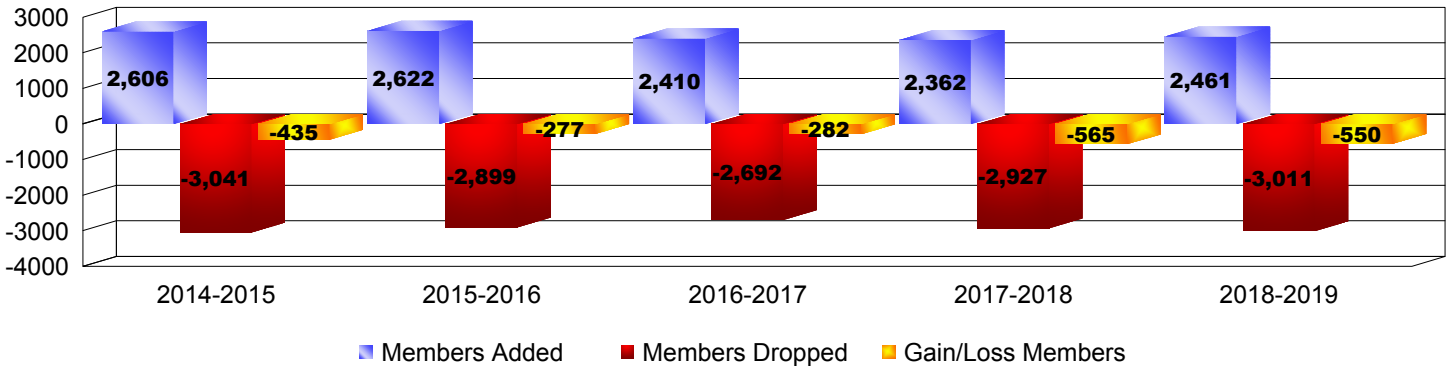


Year	New Clubs	Dropped Clubs	Gain/Loss Clubs	New Members	Charter Members	Reinstate Members	Transfer Members	Total Member Added	Total Members Dropped	Gain/Loss Members
2014-2015	12	-21	-9	1856	285	84	381	2606	-3041	-435
2015-2016	18	-19	-1	1878	401	81	262	2622	-2899	-277
2016-2017	10	-14	-4	1848	235	99	228	2410	-2692	-282
2017-2018	11	-14	-3	1720	251	86	305	2362	-2927	-565
2018-2019	13	-26	-13	1734	304	116	307	2461	-3011	-550
Average	13	-19	-6	1807	295	93	297	2492	-2914	-422

Clubs




Members



Membership Composition

June 2019 Cumulative



Gender Comparison

June 2019 Cumulative

